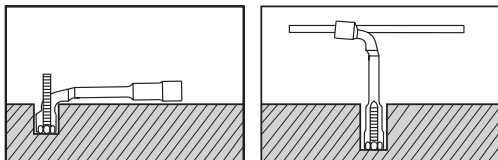
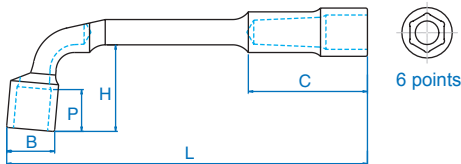


Angled Socket Wrench

1080



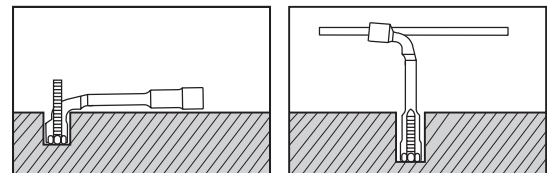
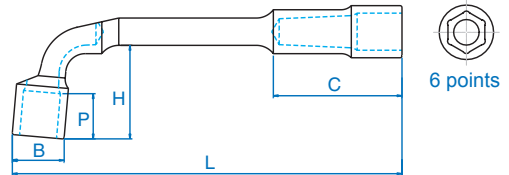
- Angle and through-hole design
- Deep concave at one side and open end socket at the other, easily fit over protruding studs
- High quality steel, chrome plated
- ISO 2236



1081



- Angle and through-hole design
- Deep concave at one side and open end socket at the other, easily fit over protruding studs
- High quality steel, chrome plated
- ISO 2236



KT NO.		B mm	P mm	H mm	C mm	L mm		
1080-06	6	11.0	7.0	18.5	29	110	55	12 / 240
1080-07	7	11.5	8.0	21.0	30.5	114	60	12 / 240
1080-08	8	13.0	10.0	21.5	30	120	62	12 / 216
1080-09	9	14.0	10.0	22.0	33	125	65	12 / 216
1080-10	10	15.0	11.0	25.5	35	131	100	6 / 60
1080-11	11	16.5	12.0	26.5	37	137	115	6 / 60
1080-12	12	17.5	12.0	27.0	40	144	155	6 / 60
1080-13	13	19.0	14.0	30.0	47	152.5	180	6 / 60
1080-14	14	20.0	14.0	33.0	48	160	185	6 / 60
1080-15	15	21.5	15.0	35.0	50	174	210	6 / 60
1080-16	16	22.5	17.0	39.5	54	185	285	6 / 60
1080-17	17	24.0	18.0	39.5	56	197	315	6 / 60
1080-18	18	25.0	19.5	42.0	58	211	370	4 / 40
1080-19	19	26.5	20.5	45.0	62	218	425	4 / 40
1080-20	20	27.5	21.5	45.0	63	222	445	2 / 20
1080-21	21	29.0	23.5	49.0	65	231	495	2 / 20
1080-22	22	30.0	23.5	49.0	67	247	530	2 / 16
1080-23	23	31.5	24.5	54.0	74	255	610	2 / 16
1080-24	24	32.5	25.5	56.0	77	266	670	2 / 16
1080-25	25	34.0	25.5	58.0	79	278	780	2 / 16
1080-26	26	35.0	25.5	59.0	80	289	805	2 / 16
1080-27	27	36.5	27.5	59.0	84	299	975	2 / 16
1080-28	28	37.5	27.5	60.0	86	310	1005	2 / 16
1080-29	29	39.0	28.5	62.0	90	319	1060	2 / 16
1080-30	30	40.0	28.5	65.0	93	332	1290	2 / 12
1080-32	32	42.5	28.5	69.0	95	353	1410	2 / 12

KT NO.		B mm	P mm	H mm	C mm	L mm		
1081-06	6	11.0	7.0	18.5	29	110	55	12 / 240
1081-07	7	11.5	8.0	21.0	30.5	114	60	12 / 240
1081-08	8	13.0	10.0	21.5	30	120	62	12 / 216
1081-09	9	14.0	10.0	22.0	33	125	65	12 / 216
1081-10	10	15.0	11.0	25.5	35	131	100	6 / 60
1081-11	11	16.5	12.0	26.5	37	137	115	6 / 60
1081-12	12	17.5	12.0	27.0	40	144	155	6 / 60
1081-13	13	19.0	14.0	30.0	47	152.5	180	6 / 60
1081-14	14	20.0	14.0	33.0	48	160	185	6 / 60
1081-15	15	21.5	15.0	35.0	50	174	210	6 / 60
1081-16	16	22.5	17.0	39.5	54	185	285	6 / 60
1081-17	17	24.0	18.0	39.5	56	197	315	6 / 60
1081-18	18	25.0	19.5	42.0	58	211	370	4 / 40
1081-19	19	26.5	20.5	45.0	62	218	425	4 / 40
1081-20	20	27.5	21.5	45.0	63	222	445	2 / 20
1081-21	21	29.0	23.5	49.0	65	231	495	2 / 20
1081-22	22	30.0	23.5	49.0	67	247	530	2 / 16
1081-23	23	31.5	24.5	54.0	74	255	610	2 / 16
1081-24	24	32.5	25.5	56.0	77	266	670	2 / 16
1081-25	25	34.0	25.5	58.0	79	278	780	2 / 16
1081-26	26	35.0	25.5	59.0	80	289	805	2 / 16
1081-27	27	36.5	27.5	59.0	84	299	975	2 / 16
1081-28	28	37.5	27.5	60.0	86	310	1005	2 / 16
1081-29	29	39.0	28.5	62.0	90	319	1060	2 / 16
1081-30	30	40.0	28.5	65.0	93	332	1290	2 / 12
1081-32	32	42.5	28.5	69.0	95	353	1410	2 / 12